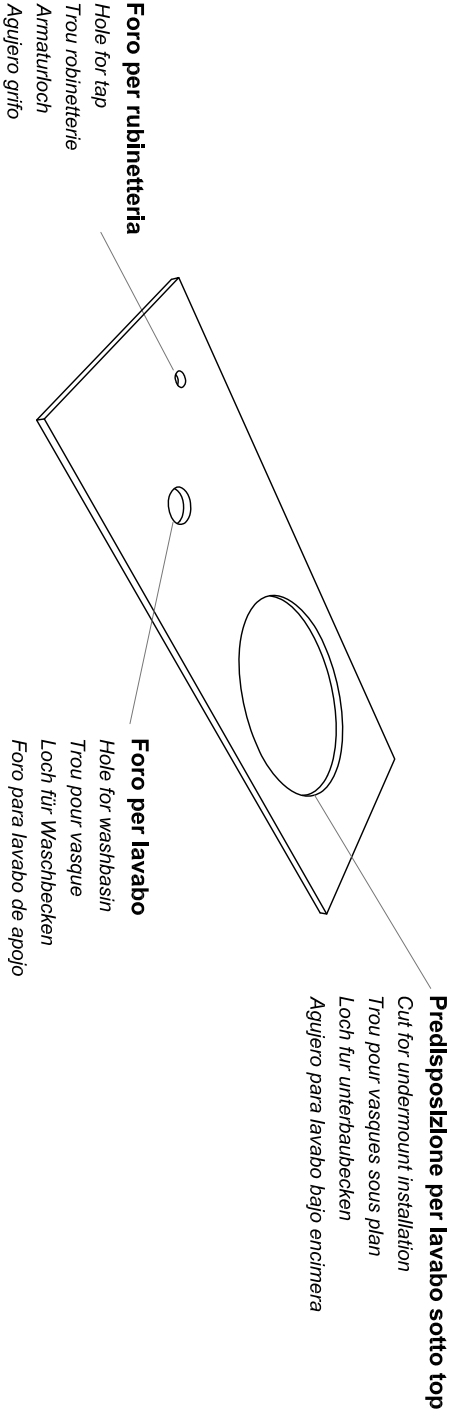


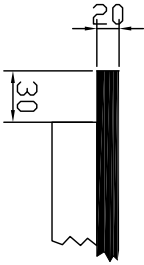
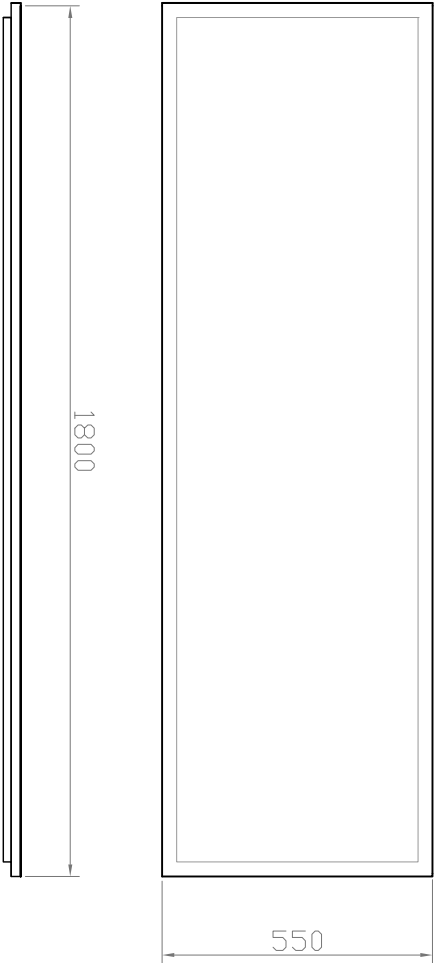
Stoneware Top

Top in gres  
Stoneware top  
Plan en grès  
Steinzeug Top  
Placas en grés



Dimensioni / Dimension / Mesures /  
Maßnahmen / Medidas

| H  | P       | L         |
|----|---------|-----------|
| 12 | 450-550 | 600-800   |
|    |         | 810-1000  |
|    |         | 1010-1200 |
|    |         | 1210-1400 |
|    |         | 1410-1600 |
|    |         | 1610-1800 |
|    |         | 1810-2000 |
|    |         | 2010-2300 |
|    |         | 2310-2600 |
|    |         | 2610-3000 |



**I piani in gres vengono forniti incollati su un pannello in legno di spessore 16mm**  
Stoneware tops are glued on a 16 mm wooden panel  
Les plans en grès sont collés à un panneau en bois 16 mm  
Steinzeug Tops sind mit Holzplatten St. 16 mm verklebt  
Placas en grés están unidas con paneles de madera 16 mm

|                              |   |                 |   |       |
|------------------------------|---|-----------------|---|-------|
| CLIENT :                     | QUESTO DOCUMENTO E' DI PROPRIETA' DELLA ARCHIPLAST s.r.l. ESSO NON PUO' ESSERE COPIATO O DIVULGATO SENZA AUTORIZZAZIONE SCRITTA DELLA SOCIETA'. |                 |   | DATE: |
|                              |   | REV             | 0 |       |
| materialofmodernarchitecture |   | MODELLO - MODEL |   |       |



PIANI :  
**Stoneware Top**