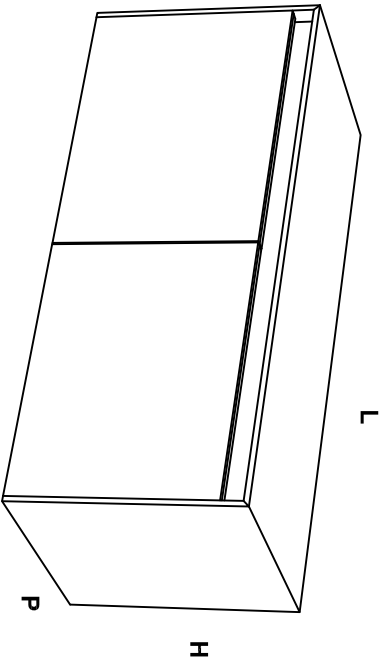


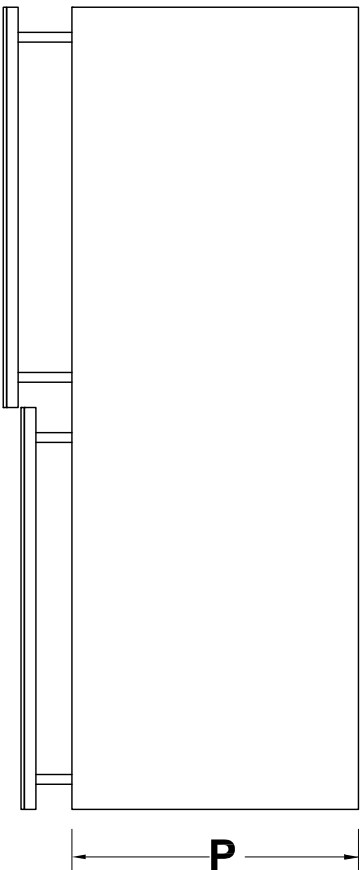
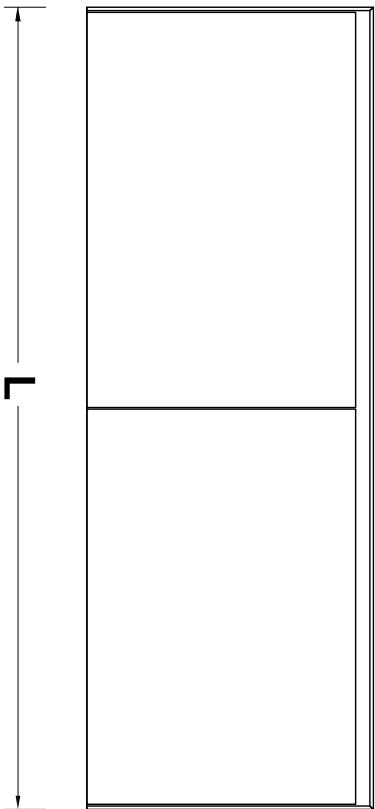
6

VICTORIA



H	P	L
500	500-550	1400
		1600
		1800
		2000

H 500



CLIENT :

QUESTO DOCUMENTO E' DI PROPRIETA' DELL'ARCHITECT S.r.l. ESSO NON PUO' ESSERE COPIATO O DIVULGATO SENZA AUTORIZZAZIONE SCRITTA DELLA SOCIETA'.

DATE:

REV 0

MODELLO - MODEL



MOBILI:  
VICTORIA 6