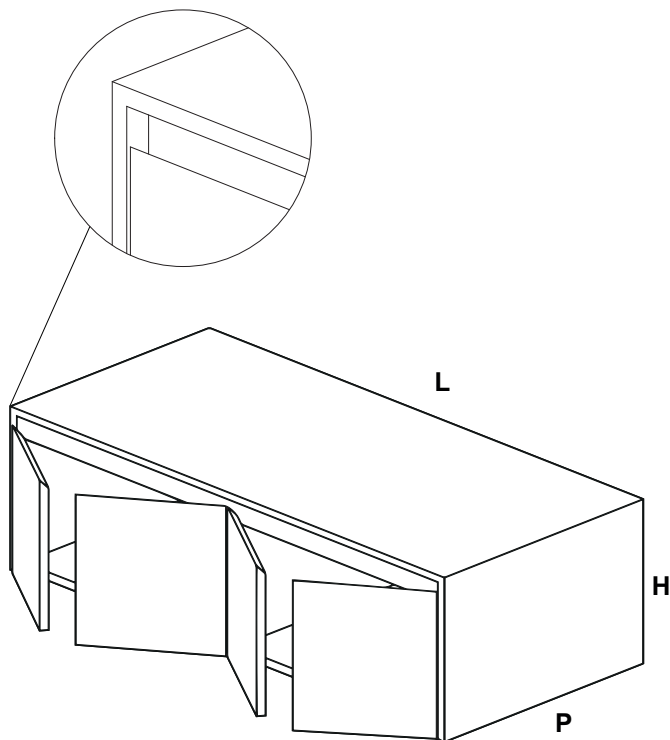
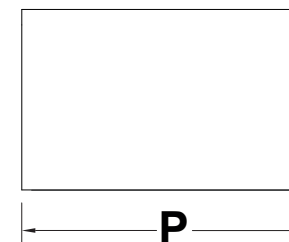
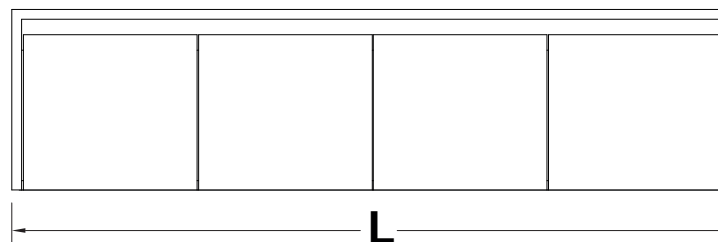


6 SLIMLINE


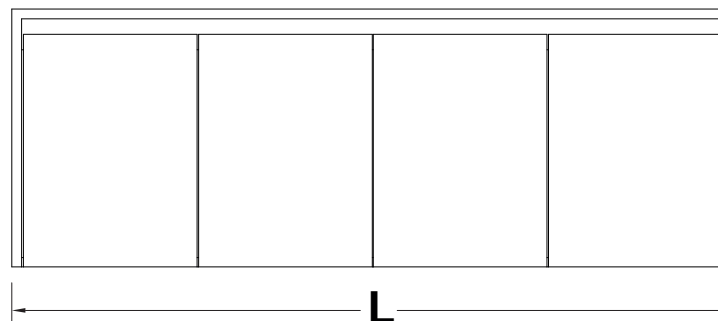


H	P	L
350	450-550	1200 - 2000
500	450-550	1200 - 2000

H 350



H 500



CLIENT :

QUESTO DOCUMENTO E' DI PROPRIETA' DELLA ARCHIPLAST s.r.l. ESSO
NON PUO' ESSERE COPIATO O DIVULGATO SENZA AUTORIZZAZIONE
SCRITTA DELLA SOCIETA'.

DATE:

REV 0

MODELLO - MODEL

M design
materialofmodernarchitecture

MOBILI:
SLIMLINE 6