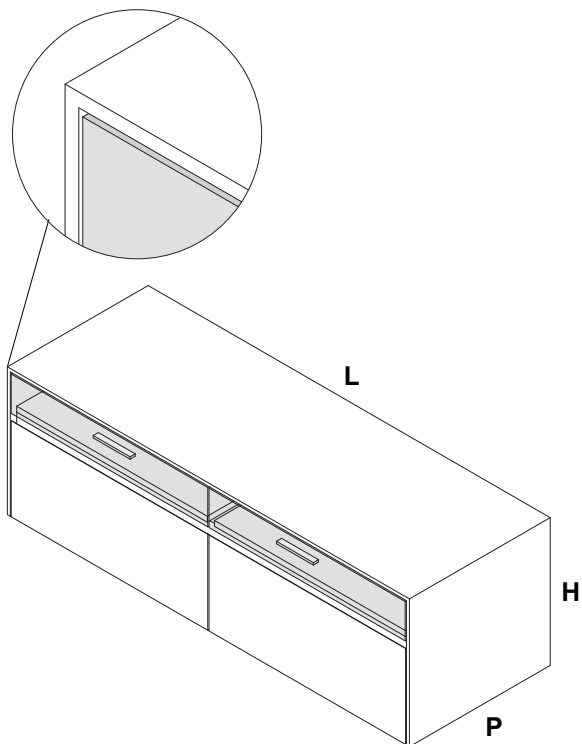
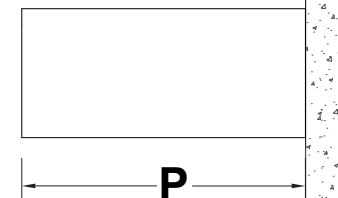
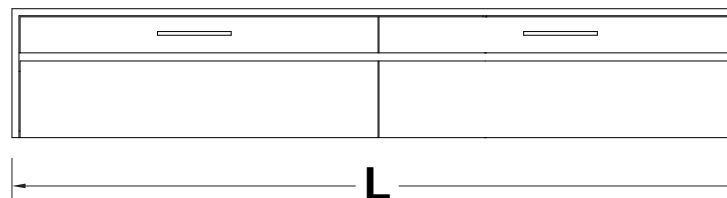


### ③ SLIMLINE GLASS + WOOD

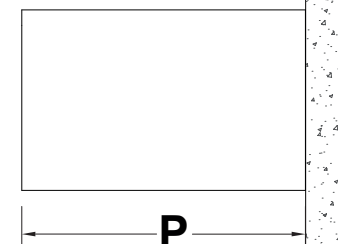
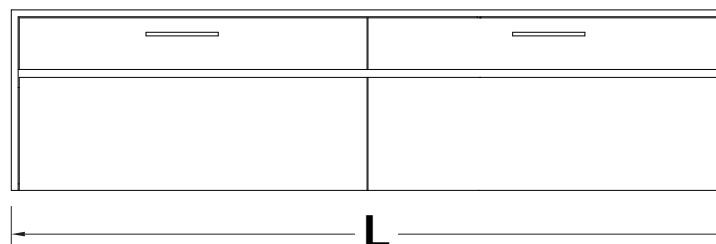


H	P	L
250	450-550	1200 - 2000
350	450-550	1200 - 2000

H 250



H 350



CLIENT :

QUESTO DOCUMENTO E' DI PROPRIETA' DELLA ARCHIPLAST s.r.l. ESSO  
NON PUO' ESSERE COPIATO O DIVULGATO SENZA AUTORIZZAZIONE  
SCRITTA DELLA SOCIETA'.

DATE:

REV 0

**M design**  
materialofmodernarchitecture

MOBILI:

**SLIMLINE GLASS + WOOD 3**

MODELLO - MODEL