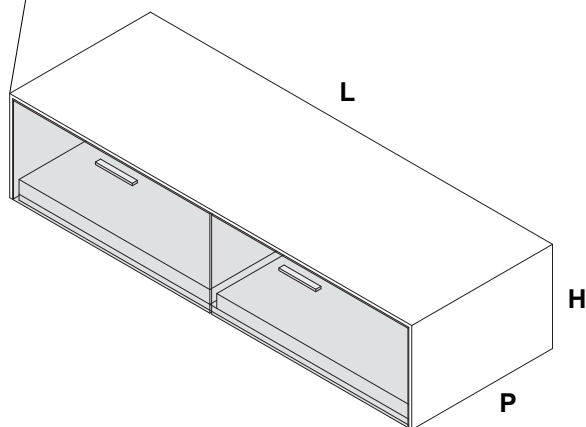
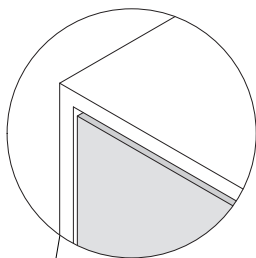
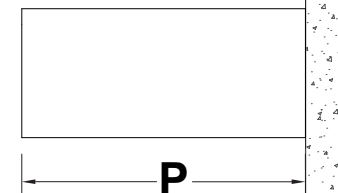
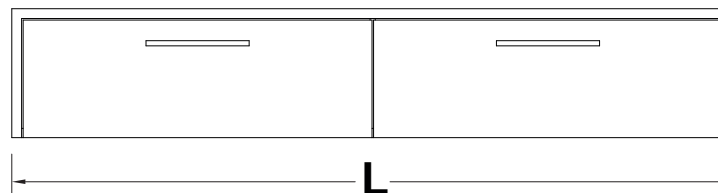


1 SLIMLINE GLASS

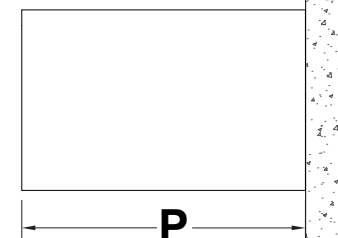
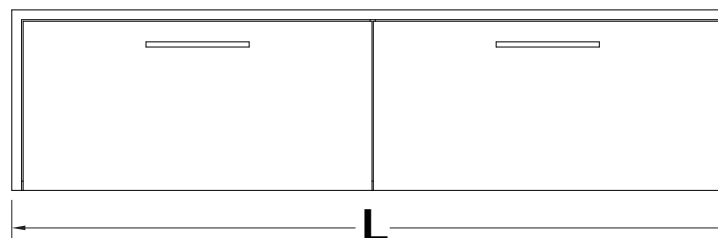


H	P	L
250	450-550	1210 - 2000
350	450-550	1210 - 2000

H 250



H 350



CLIENT :

QUESTO DOCUMENTO E' DI PROPRIETA' DELLA ARCHIPLAST s.r.l. ESSO
NON PUO' ESSERE COPIATO O DIVULGATO SENZA AUTORIZZAZIONE
SCRITTA DELLA SOCIETA'.

DATE:

REV 0



SLIMLINE GLASS 1

MODELLO - MODEL