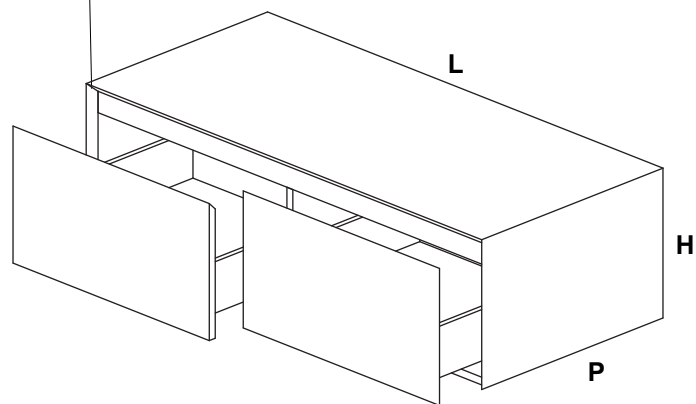
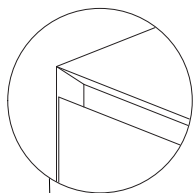
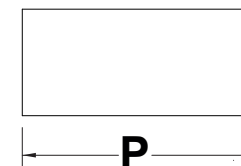
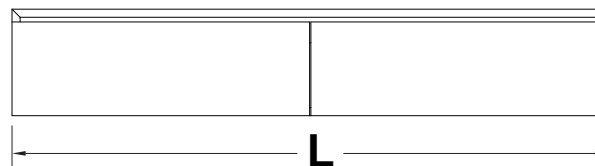


② EVOLINE

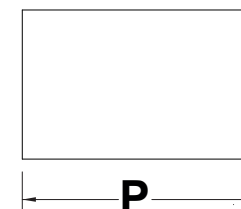



H	P	L
250	450-550	800 - 2000
350	450-550	800 - 2000
500	450-550	800 - 2000



H 250



H 350



H 500



CLIENT :

QUESTO DOCUMENTO E' DI PROPRIETA' DELLA ARCHIPLAST s.r.l. ESSO
NON PUO' ESSERE COPIATO O DIVULGATO SENZA AUTORIZZAZIONE
SCRITTA DELLA SOCIETA'.

DATE:

REV 0

M·design
materialofmodernarchitecture

MOBILI:
EVOLINE 2

MODELLO - MODEL