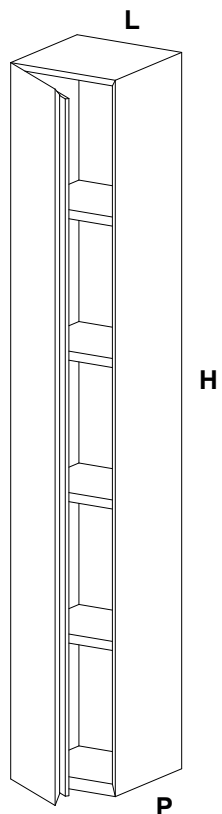
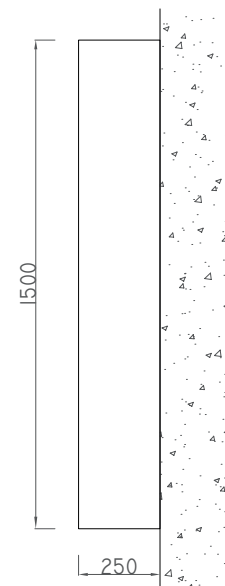



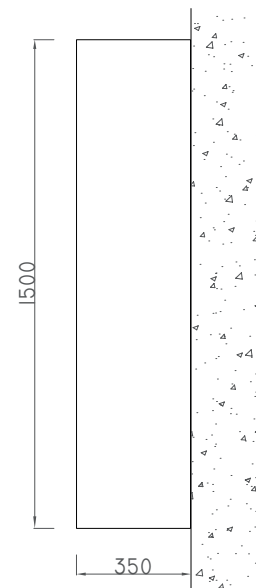





H 1500 EVOLINE TOTEM



H	P	L
1500	250-350	250
1500	250-350	350
1500	250-350	500



CLIENT :

QUESTO DOCUMENTO E' DI PROPRIETA' DELLA ARCHIPLAST s.r.l. ESSO
NON PUO' ESSERE COPIATO O DIVULGATO SENZA AUTORIZZAZIONE
SCRITTA DELLA SOCIETA'.

DATE:

REV 0

M·design
materialofmodernarchitecture

MOBILI:
EVOLINE TOTEM - H1500

MODELLO - MODEL