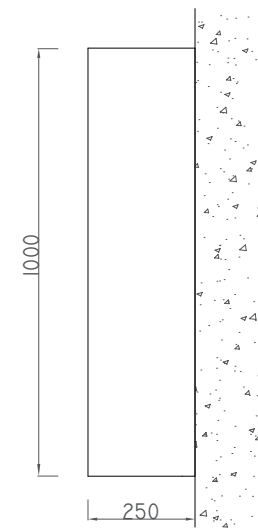


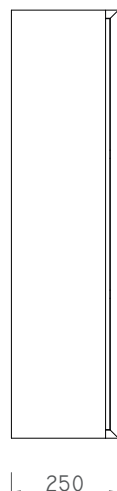
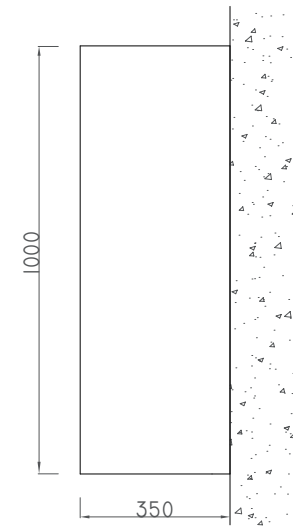


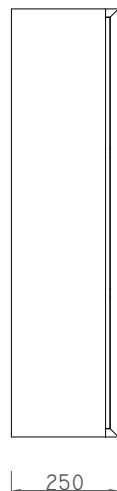
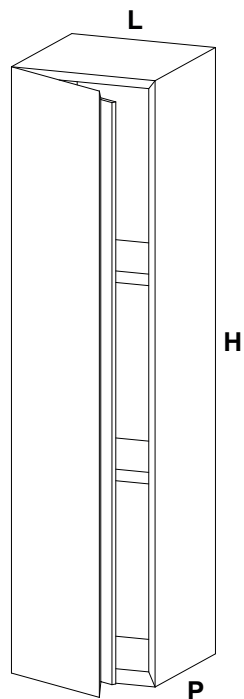


H 1000 **EVOLINE TOTEM**



H	P	L
1000	250-350	250
1000	250-350	350
1000	250-350	500

CLIENT :

QUESTO DOCUMENTO E' DI PROPRIETA' DELLA ARCHIPLAST s.r.l. ESSO
NON PUO' ESSERE COPIATO O DIVULGATO SENZA AUTORIZZAZIONE
SCRITTA DELLA SOCIETA'.

DATE:

REV 0

M·design
materialofmodernarchitecture

MOBILI:
EVOLINE TOTEM - H1000

MODELLO - MODEL