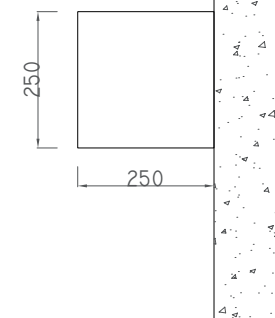

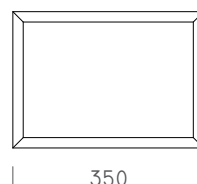
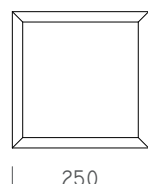
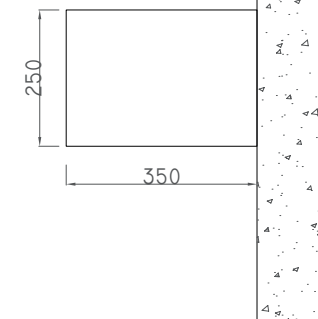
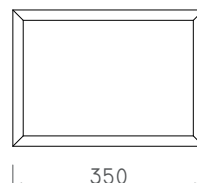
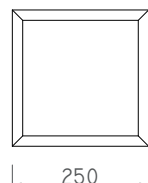
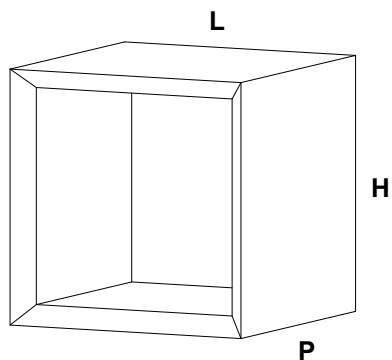


H 250 EVOLINE TOTEM OPEN



H	P	L
250	250-350	250
250	250-350	350
250	250-350	700

CLIENT :

QUESTO DOCUMENTO E' DI PROPRIETA' DELLA ARCHIPLAST s.r.l. ESSO
NON PUO' ESSERE COPIATO O DIVULGATO SENZA AUTORIZZAZIONE
SCRITTA DELLA SOCIETA'.

DATE:

REV 0

M·design
materialofmodernarchitecture

MOBILI:
EVOLINE TOTEM OPEN - H250

MODELLO - MODEL