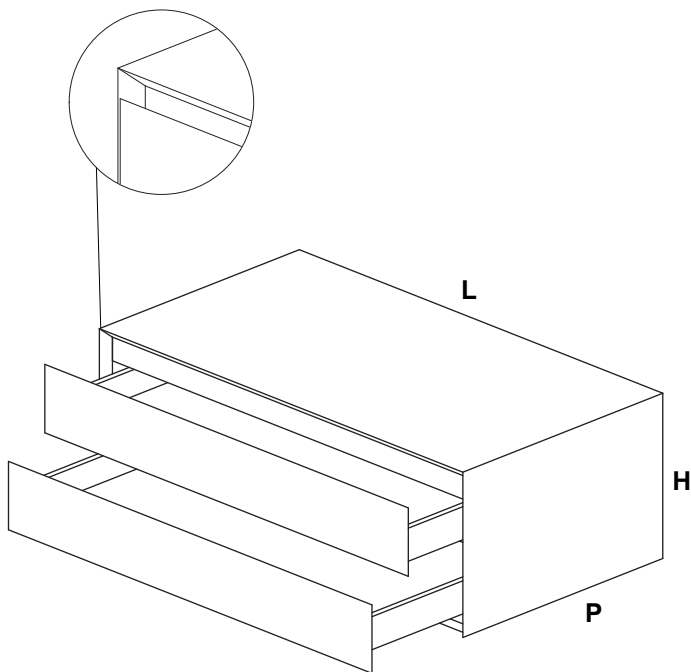
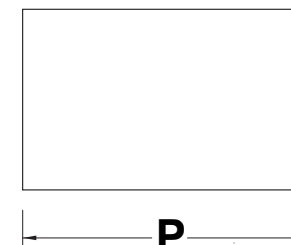
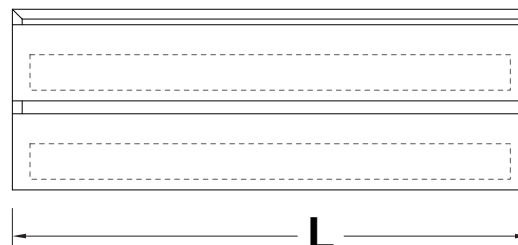


# 7 EVOLINE L 600-1200


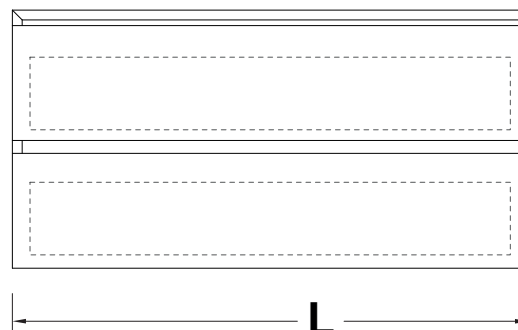


H	P	L
350	450-550	600 - 1200
500	450-550	600 - 1200

H 350



H 500



CLIENT :

QUESTO DOCUMENTO E' DI PROPRIETA' DELLA ARCHIPLAST s.r.l. ESSO  
NON PUO' ESSERE COPIATO O DIVULGATO SENZA AUTORIZZAZIONE  
SCRITTA DELLA SOCIETA'.

DATE:

REV 0

MODELLO - MODEL

**M·design**  
materialofmodernarchitecture

MOBILI:  
**EVOLINE 7**  
**L 600 - 1200**