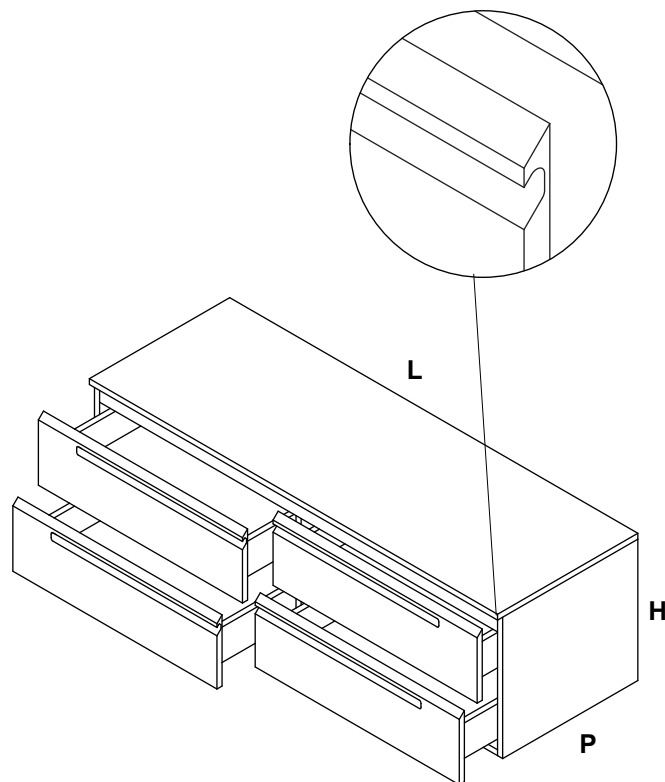
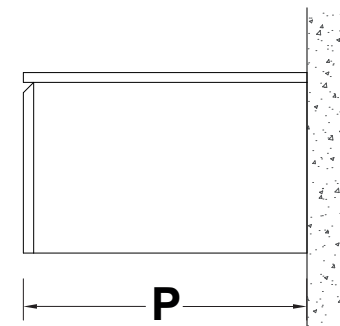
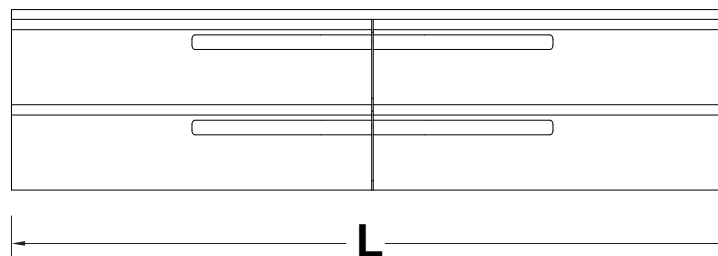

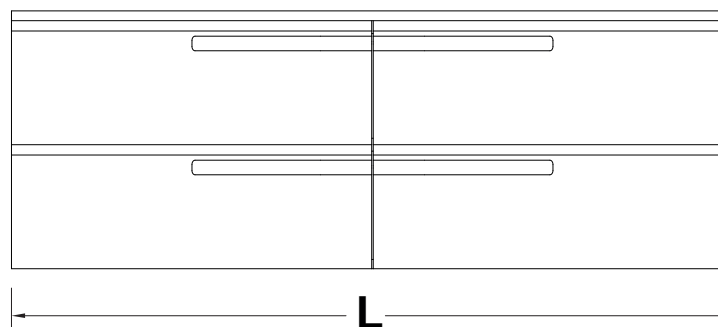


8

EMPHASIS

H	P	L
350	450-550	600 - 2000
500	450-550	600 - 2000

H 350**H 500**

CLIENT :

QUESTO DOCUMENTO E' DI PROPRIETA' DELLA ARCHIPLAST s.r.l. ESSO
NON PUO' ESSERE COPIATO O DIVULGATO SENZA AUTORIZZAZIONE
SCRITTA DELLA SOCIETA'.

DATE:

REV

0

MODELLO - MODEL

M·design·M·A
materialofmodernarchitecture

MOBILI:
EMPHASIS 8