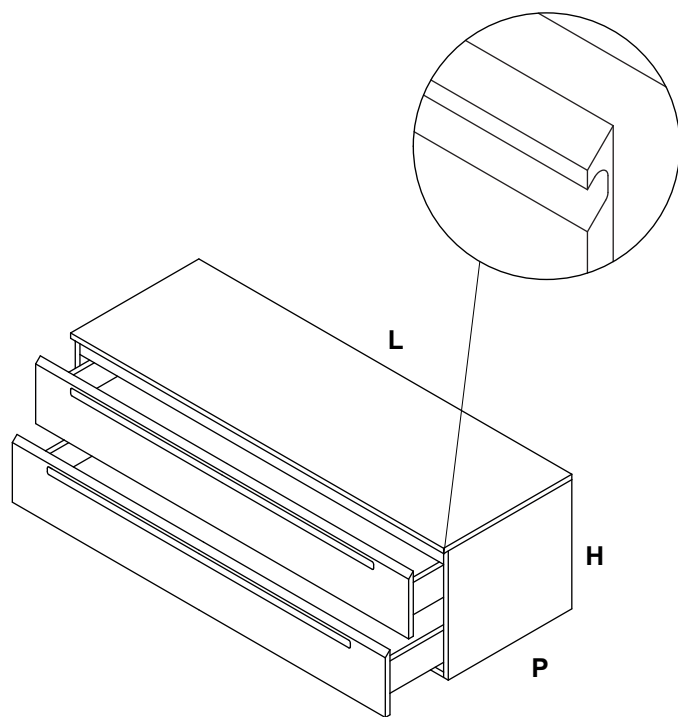
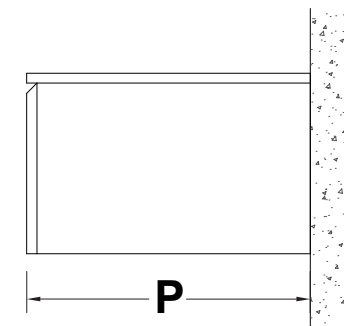
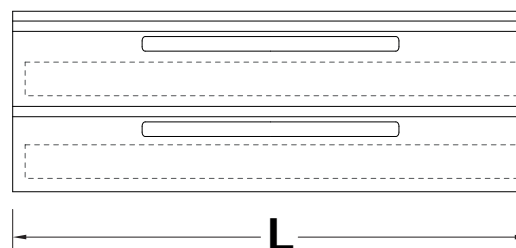


7 EMPHASIS L 600-1200


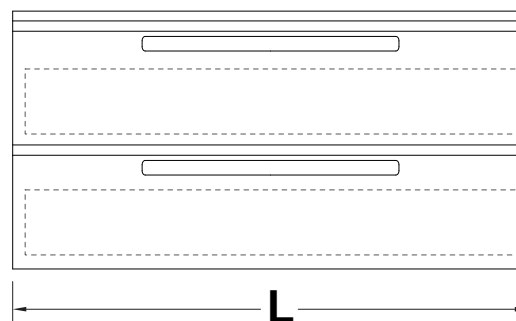


H	P	L
350	450-550	600 - 1200
500	450-550	600 - 1200

H 350



H 500



CLIENT :

QUESTO DOCUMENTO E' DI PROPRIETA' DELLA ARCHIPLAST s.r.l. ESSO
NON PUO' ESSERE COPIATO O DIVULGATO SENZA AUTORIZZAZIONE
SCRITTA DELLA SOCIETA'.

DATE:

REV 0

M·design
materialofmodernarchitecture

MOBILI:
EMPHASIS 7
L 600 - 1200

MODELLO - MODEL