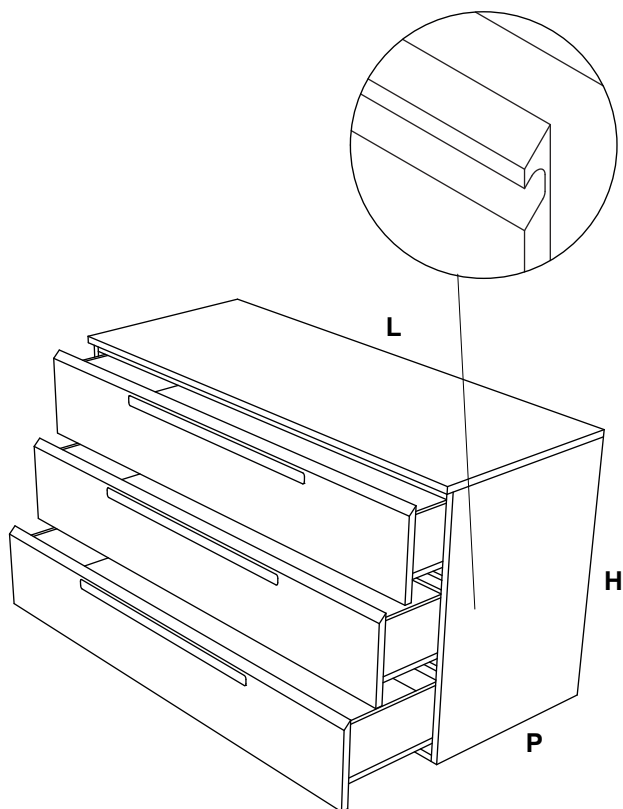
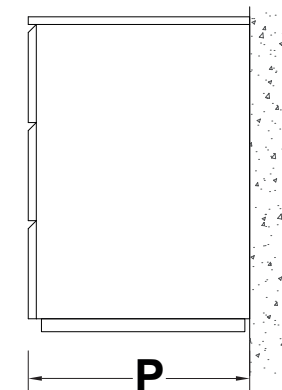



12 EMPHASIS

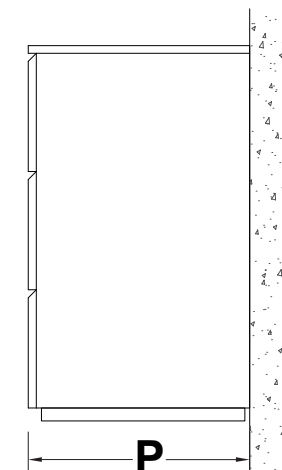



H	P	L
750	450-550	600 - 1400
900	450-550	600 - 1400

H 750



H 900



CLIENT :

QUESTO DOCUMENTO E' DI PROPRIETA' DELLA ARCHIPLAST s.r.l. ESSO
NON PUO' ESSERE COPIATO O DIVULGATO SENZA AUTORIZZAZIONE
SCRITTA DELLA SOCIETA'.

DATE:

REV 0

M·design
materialofmodernarchitecture

MOBILI:
EMPHASIS 12

MODELLO - MODEL