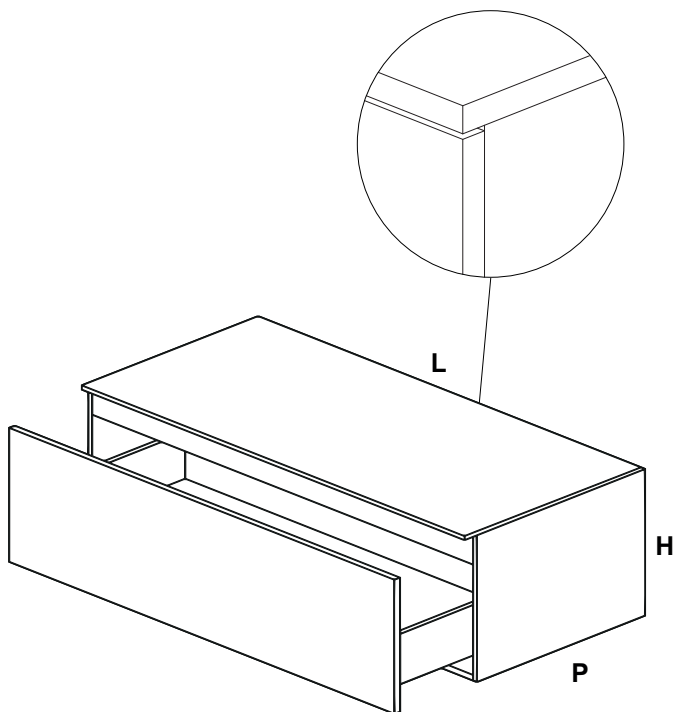
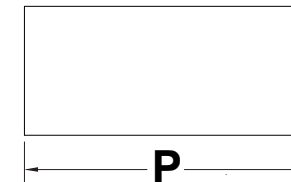


1 BOXLINE L 600-1200

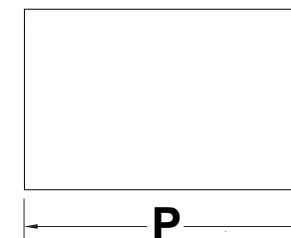
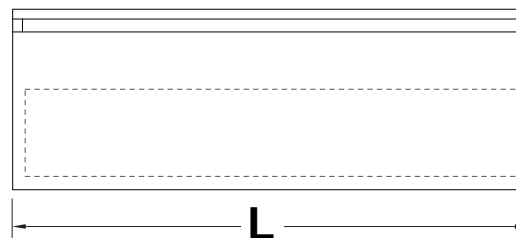


H	P	L
250	450-550	1210 - 2000
350	450-550	1210 - 2000
500	450-550	1210 - 2000


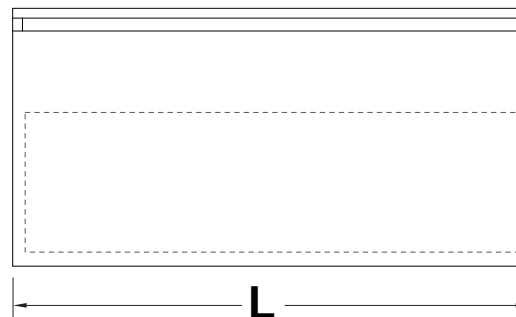
H 250



H 350



H 500



CLIENT :

QUESTO DOCUMENTO E' DI PROPRIETA' DELLA ARCHIPLAST s.r.l. ESSO
NON PUO' ESSERE COPIATO O DIVULGATO SENZA AUTORIZZAZIONE
SCRITTA DELLA SOCIETA'.

DATE:

REV 0

M design
materialofmodernarchitecture

MOBILI:
BOXLINE 1
L 600 - 1200

MODELLO - MODEL