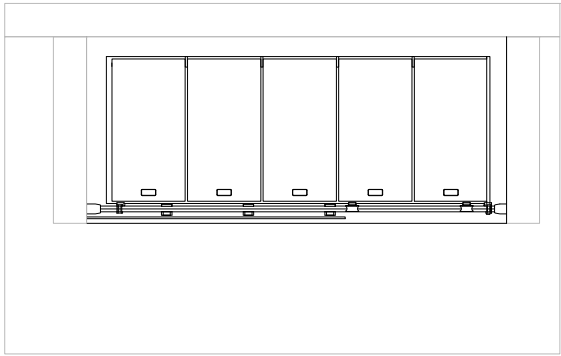
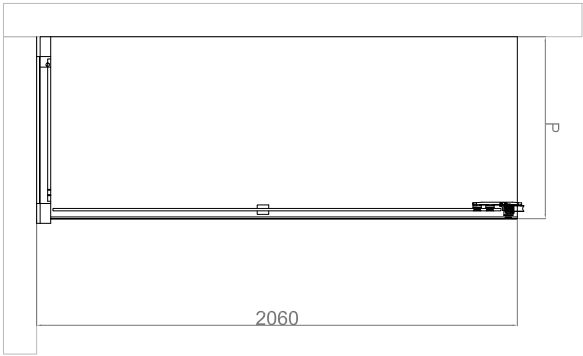
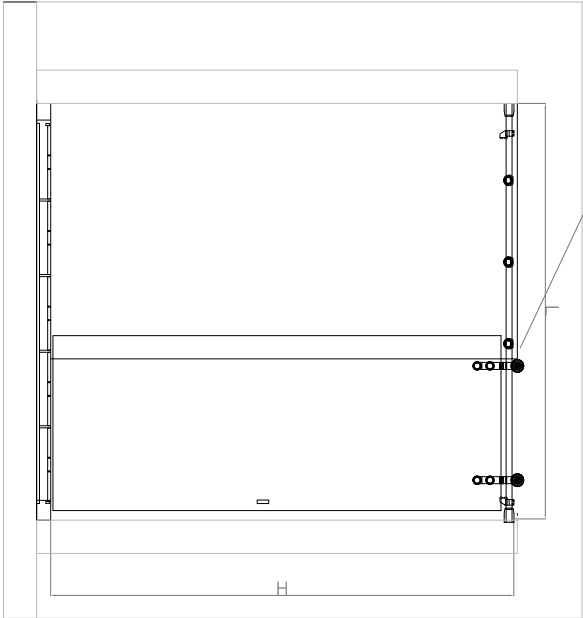
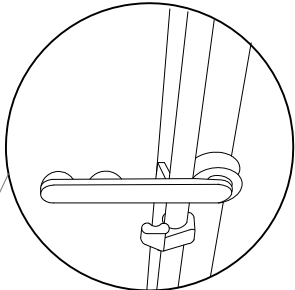


BX. 203

Box doccia con sistema scorrevole

Shower cabin with sliding door
Cabine de douche avec porte coulissante
Duscheabne mit Schiebetür
Cabina de ducha con puerta corredera



Vetro temperato - spessore 8 mm

Tempered glass - thickness 8 mm
Verre trempé - épaisseur 8 mm
Gehärtet Glas - St 8 mm
Cristal templado - espesor 8 mm

CLIENT :

QUESTO DOCUMENTO E' DI PROPRIETA' DELLA ARCHIPLAST s.r.l. ESSO
NON PUO' ESSERE COPIATO O DIVULGATO SENZA AUTORIZZAZIONE
SCRITTA DELLA SOCIETA'.

DATE:

REV 0

MODELLO - MODEL



materialofmodernarchitecture

BOX DOCCIA:
BX. 203

Incluso / Included / Inclu / Eingeschlossen / Incluido

Profili in acciaio inox

Stainless steel profiles
Profils en acier inoxydable
Edelstahlprofile
Perfiles de acero inoxidable

Profili in silicone

Silicone profiles
Profils en silicone
Silikonprofile
Perfiles de silicona

Optional

Vetro extrachiaro

Extra-clear glass
Verre extra clair
Extraktler Glas
Vidrio extra claro

Vetro satinato

Frosted glass
Verre satiné
Matglas
Vidrio mate

3 Pareti

wall / mur / Wand / pared

1 Pannelli fissi in vetro

fixed glass panels / panneaux fixes en verre feste Glasplatten / paneles de vidrio fijo

1 Asta di irrigidimento

Stiffening bar / barre de renforcement / Versteifungsstab / barra de refuerzo

1 Porta scorrevole

sliding door / porte coulissante / Schiebetür / puerta corredera

Dimensioni / Dimension / Mesures / Maßnahmen / Medidas

H	P	L
2000	-	1200-1490
		1500 - 1790
		1800 - 2000