

BX. 103

Box doccia con porta a battente

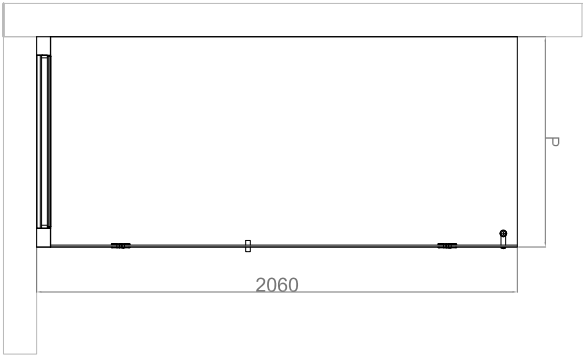
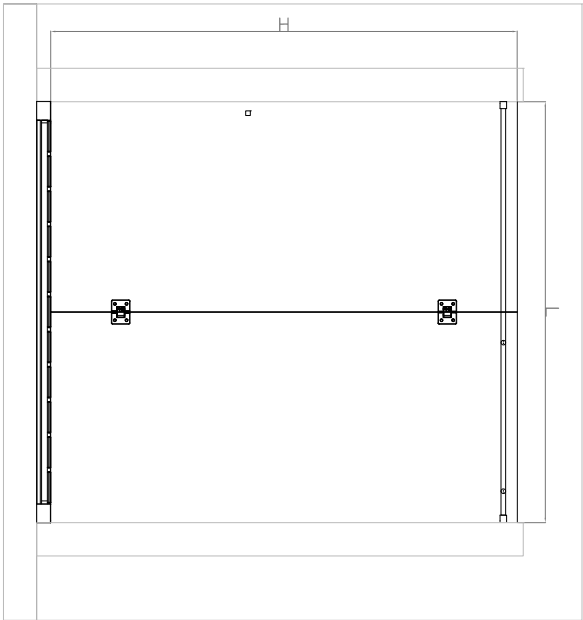
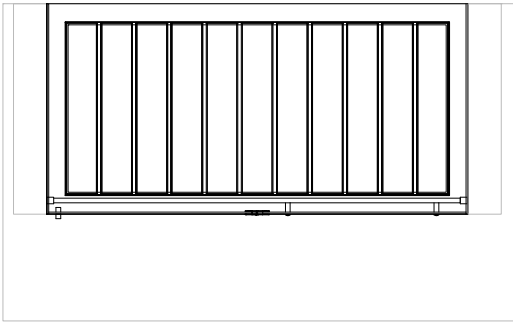
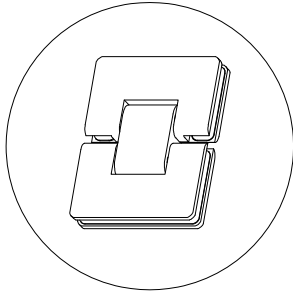
White Storage raised / recessed shower tray with waste cover  
Receveur à poser / à encastrer en White Storage avec plateau couvre-bonde  
Aufgesetzte oder Bodenbündige Duschwanne aus White Storage mit Rinnenabdeckung  
Plato de ducha empitrado / a ras de suelo en White Storage con cobre desague

Vetro temperato - spessore 8 mm

Tempered glass - thickness 8 mm  
Verre trempé - épaisseur 8 mm  
Gehärtet Glas - St.8 mm  
Cristal templado - espesor 8 mm

Cerniere con sistema di sollevamento porta In apertura

Hinges with door lifting system on opening  
Hängräms que soulève la porte pendant l'ouverture  
Scharniere mit Glas Hebernde während der Öffnung  
Bisagras que levanta la puerta durante la apertura



Incluso / Included / Inclu / Eingeschlossen / Incluido

Profilli in acciaio inox

Stainless steel profiles  
Profils en acier inoxydable  
Edelstahlprofile  
Perfiles de acero inoxidable

Profili in silicone

Silicone profiles  
Profils en silicone  
Silikonprofile  
Perfiles de silicona

Optional

Vetro extrachiaro

Extra-clean glass  
Verre extra clair  
Extraktür Glas  
Vidrio extra claro

Vetro satinato

Frosted glass  
Verre satiné  
Matglas  
Vidrio mate

3 Parete

wall / mur / Wand / pared

1Pannelli fissi in vetro

fixed glass panels / panneaux fixes en verre feste Glasplatten / paneles de vidrio fijo

1 Asta di irrigidimento

Stiffening bar / barre de renforcement / Versteifungsstab / barra de refuerzo

1 Porta battente (max 800 mm )

hinged door / porte battante / Flügeltür / puerta batiente

Dimensioni / Dimension / Mesures / Maßnahmen / Medidas

H	P	L
2000	-	900-1190
		1200-1490
		1500 - 1790
		1800 - 2000

CLIENT :

QUESTO DOCUMENTO E' DI PROPRIETA' DELLA ARCHIPLAST s.r.l. ESSO  
NON PUO' ESSERE COPIATO O DIVULGATO SENZA AUTORIZZAZIONE  
SCRITTA DELLA SOCIETA'.

DATE:

REV	0		
-----	---	--	--

MODELLO - MODEL



materialofmodernarchitecture

BOX DOCCIA:  
BX. 103